


1.4.1

Institution obtain feedback on the Overall Performance of the institution from the following stakeholders –

1. Students
2. Teachers
3. Employers
4. Alumni

E. ANALYSIS REPORT on filled feedback form by stakeholders –

- 1) Architecture students Feedback
- 2) Architecture Teachers feedback
- 3) Architecture Employers feedback
- ✓ 4) Architecture Alumni Feedback

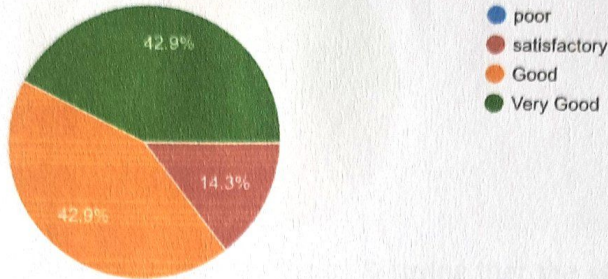
NAAC	YEAR-2022-2023
Criterion <u>1</u>	
Sub-Criterion <u>1.4.1</u>	
Proof format <u>Pdf</u>	
Revision <u>DVV - R1</u>	
Dr. Sudhir Chavan (Principal)	

ARCHITECTURE ALUMNI FEEDBACK

1. Was the Overall Performance adequate for your professional development?

Was the syllabus content adequate for your professional development?

7 responses

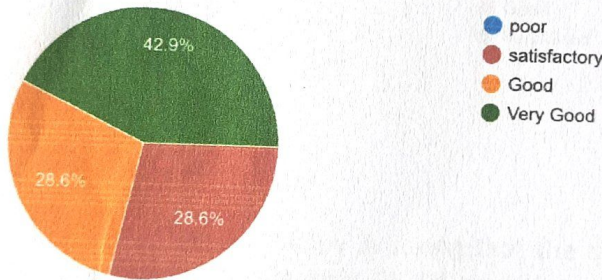


Response: 42.9% alumni students are happy & saying that the overall performance of the institute was very good for their professional development, 14.3% alumni student are satisfied.

2. Were adequate software skills taught as a part of the syllabus?

Were adequate software skills taught as a part of the syllabus?

7 responses

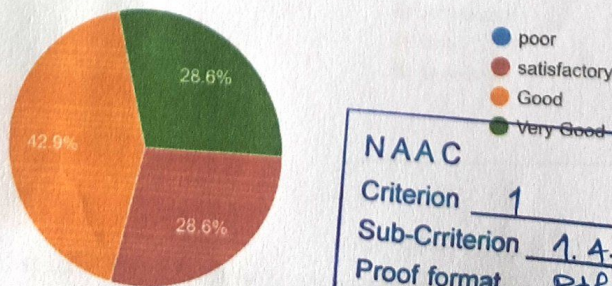


Response: 42.9% alumni students are happy & saying that the syllabus taught very good software skills, 28.6% alumni student are satisfied & 28.6% alumni are saying good.

3. Did the Overall Performance enable you to seek admissions in other National & International Universities?

Did the syllabus enable you to seek admissions in other National & International Universities?

7 responses



Response: 28.6% alumni students are happy & saying that the syllabus taught very good software skills, 28.6% alumni student are satisfied & 42.9% alumni are saying good.

NAAC YEAR-2022-2023


Criterion 1

Sub-Criterion 1.4.1

Proof format Pdf

Revision DVV R1

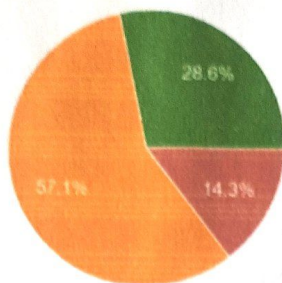
[Signature]
 Br. Sudhir Chavan (Principal)



4. Did the syllabus offer a holistic overall growth?

Did the syllabus offer a holistic overall growth?

7 responses

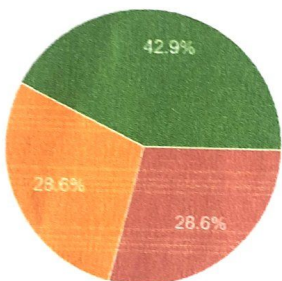


Response: 28.6% alumni students are happy & saying that the syllabus covers a very good overall growth, 14.3% alumni student are satisfied & 57.1% alumni are saying good.

5. Did the syllabus give knowledge about current Building Technology & Materials?

Did the syllabus give knowledge about current Building Technology & Materials?

7 responses

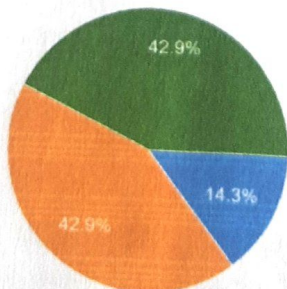


Response: 42.9% alumni students are happy & saying that the syllabus covers knowledge about current building technology & materials, 28.6% alumni student are satisfied & 28.6% alumni are saying good.


6. Was the syllabus adequate to help you solve real time problems faced in your professional career?


Was the syllabus adequate to help you solve real time problems faced in your professional career?

7 responses




Response: 42.9% alumni students are happy & saying that syllabus adequate to help them solve real time problems faced in professional career, 14.3% alumni student are not happy at all & 42.9% alumni are saying good.

NAAC	YEAR-2022-2023
Criterion <u>1</u>	
Sub-Criterion <u>1.4.1</u>	
Prof. <u>84%</u>	
Revision <u>DVV - R1</u>	
 Dr. Sudhir Chavan (Principal)	

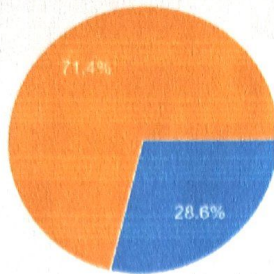


SINHGAD TECHNICAL EDUCATION SOCIETY'S
SMT. KASHIBAI NAVALE COLLEGE OF ARCHITECTURE

S. No. 10/part1, Ambegaon (BK), Pune 41 Phone: 020-24351438, ext.876.



7. Current Work status



- Self Practice
- higher education
- Job / employed
- none of the above.

Response: 71.4% alumni students working in offices as an Architects / employed, 14.3% alumni student are not happy at all & 28.6 % alumni are having their self-practice.

SR. NO.	ALUMNI'S FEEDBACK QUESTION	IN PERCENTAGE (%)				
		VERY GOOD	GOOD	SATSFACTORY	POOR	TOTAL
01	Was the Overall Performance content adequate for your professional development?	42.9	42.9	14.3	00	100
02	Were adequate software skills taught as a part of the syllabus?	42.9	28.6	28.6	00	100
03	Did the Overall Performance enable you to seek admissions in other National & International Universities?	28.6	28.6	42.9	00	100
04	Did the Overall Performance offer a holistic overall growth?	28.6	14.3	57.1	00	100
05	Did the Overall Performance give knowledge about current Building Technology & Materials?	42.9	28.6	28.6	00	100
06	Was the Overall Performance adequate to help you solve real time problems faced in your professional career?	42.9	42.9	00	14.3	100
07	Current work status	00	00	71.4	28.6	100
	TOTAL	228.8	185.9	242.9	42.9	700
	AVERAGE PERCENTAGE	32.69	26.56	34.70	6.13	100

Conclusion-

Overall, 32.69 % Alumni have given VERY GOOD and 26.56% GOOD feedback on Overall Performance of the Institute and 34.70% employers are satisfied with the performance. 6.13% alumni are giving poor feedback.

NAAC YEAR-2022-20 23

Criterion 1 26.56% GOOD, 14.4% SATISFACTORY, 6.13% POOR

Proof format PDF

Revision DVY - R1

Dr. Sudhir Chavan (Principal)