

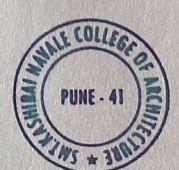
1.4.1

Institution obtain feedback on the Overall Performance of the institution from the following stakeholders –

1. Students
2. Teachers
3. Employers
4. Alumni

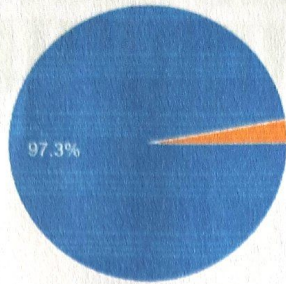
E. ANALYSIS REPORT on filled feedback form by stakeholders –

- ✓1) Architecture students Feedback
- 2) Architecture Teachers feedback
- 3) Architecture Employers feedback
- 4) Architecture Alumni Feedback

NAAC	YEAR-2022-20 <u>23</u>
Criterion <u>1</u>	
Sub-Criterion <u>1.4.1</u>	
Proof format <u>Pdf</u>	
Revision <u>DVV - R1</u>	
Dr. Sudhir Chavhan (Principal)	

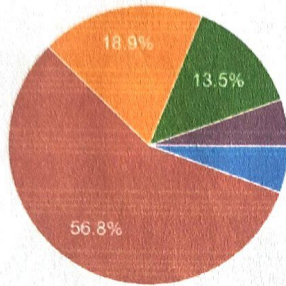
ARCHITECTURE STUDENT FEEDBACK

1. Academic Year



- 2021-22
- 2020-21
- 2019-20
- 2018-19
- 2017-18

2. Class

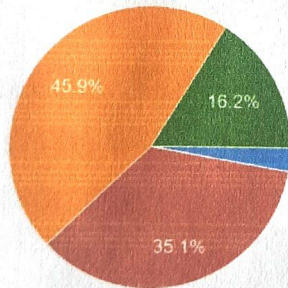


- 1st year
- 2nd year
- 3rd year
- 4th year
- 5th year

3. Does the syllabus help to develop drawing skills adequately?

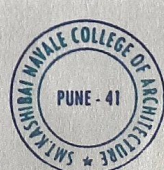
Does the syllabus help to develop drawing skills adequately?

37 responses



- Poor
- Satisfactory
- Good
- Very Good

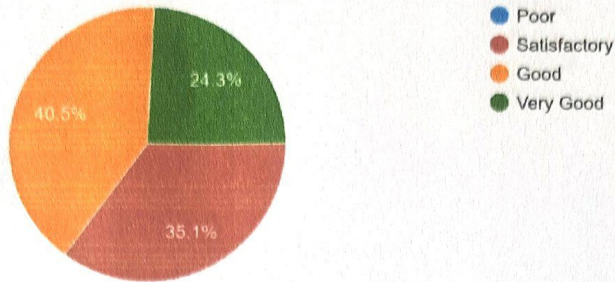
Response: 16.2% Students are very happy & saying that they have developed their drawing skills adequately, 45.9% students are saying Good about it, 35.1% students are satisfied. 2.6% are giving Poor feedback.

NAAC	YEAR-2022-2023
Criterion <u>1</u>	
Sub-Criterion <u>1.4.1</u>	
Proof format <u>pdf</u>	
Revision <u>DVV - R1</u>	
Dr. Sudhir Chavan (Principal)	

4. Does the syllabus help to develop presentation skills adequately?

Does the syllabus help to develop presentation skills adequately?

37 responses

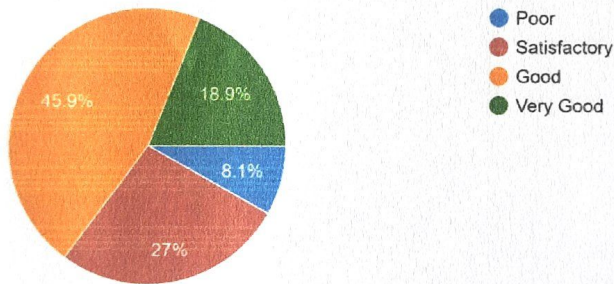


Response: 24.3% Students are very happy & saying that they have developed their presentation skills adequately, 40.5% students are saying Good about it, 35.1% students are satisfied.

5. Does the syllabus give adequate field experience?

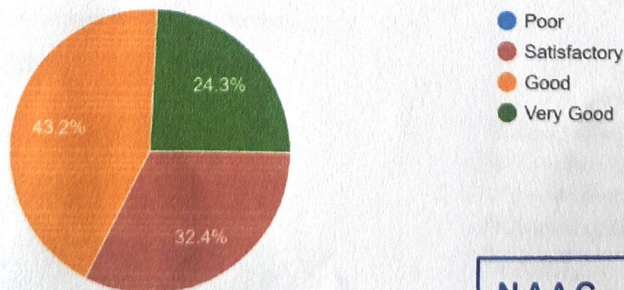
Does the syllabus give adequate field experience?

37 responses




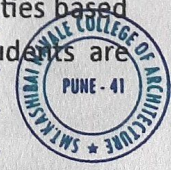
Response: 18.9% Students are very happy & saying that they have had their field experience adequately, 45.9% students are saying Good about it, 27% students are satisfied. 8.1% are giving Poor feedback.

6. Does the syllabus cover adequate activities base on Hands on Experience?



Response: 24.3% Students are very happy & saying that they had very good activities based on Hands on Experience, 43.2% students are saying Good about it, 32.4% students are satisfied.

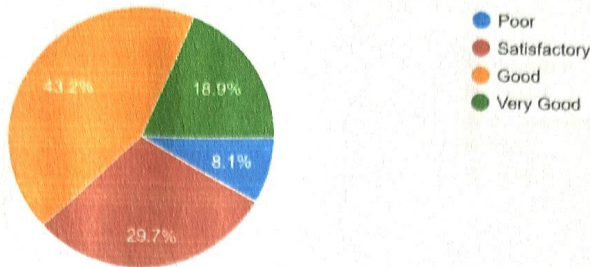
NAAC	YEAR-2022-2023
Criterion <u>1</u>	
Sub-criterion <u>1.1</u>	
Proof format <u>Pdf</u>	
Revision <u>DIV - R1</u>	
 Dr. Sudhir Chavan (Principal)	



7. Does the syllabus give adequate building services knowledge?

Does the syllabus give adequate building services knowledge?

37 responses

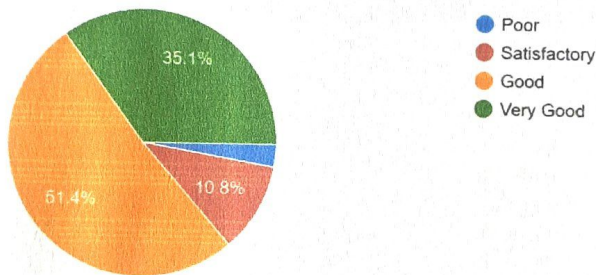


Response: 18.9% Students are very happy & saying that they had very good knowledge about building services, 43.2% students are saying Good about it, 29.7% students are satisfied. 8.1% are giving Poor feedback.

8. How well did the teachers prepare for the classes?

How well did the teachers prepare for the classes?

37 responses

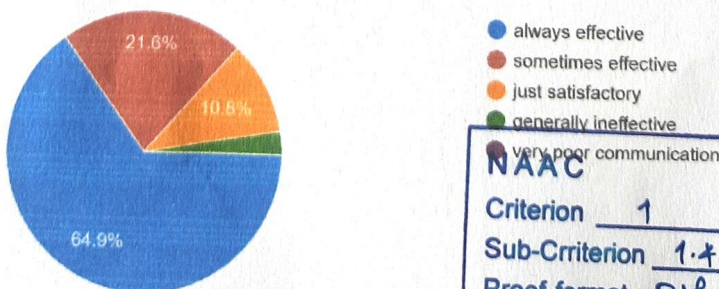


Response: 35.1% Students are very happy & saying that teachers come well prepared for the classes, 51.4% students are saying Good about it, 10.8% students are satisfied. 2.6% are giving Poor feedback.

9. How well were the teachers able to communicate?

How well were the teachers able to communicate?

37 responses



Response: 64.9% Students are very happy & saying that teachers come well prepared with very good & always effective communication skill, 21.6% students are saying sometime effective about it, 10.8% students are just satisfied. 2.6% are giving Poor feedback.

NAAC YEAR-2022-2023


Criterion 1

Sub-Criterion 1.4.1

Proof format pdf

Revision D.V.V - R1

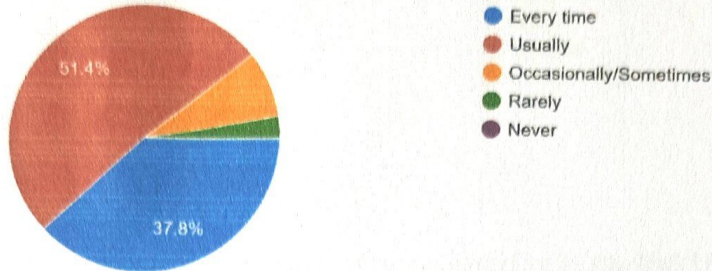
Dr. Sudhir Chavan (Principal)



10. Was your performance in assignments discussed with you?

Was your performance in assignments discussed with you?

37 responses

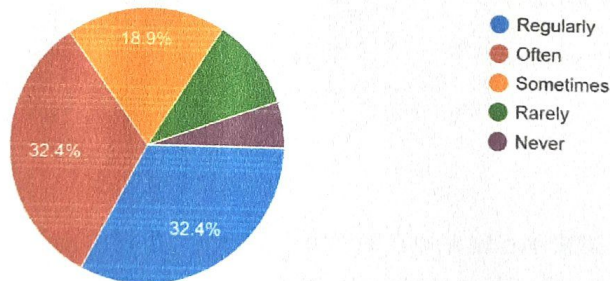


Response: 37.8% Students are very happy & saying that teachers every time discuss the assignments in class with us, 51.4% students are saying usual discussions about it, 10.5% students are saying occasional discussions. 2.6% are saying rare discussions.



11. The institute takes active interest in promoting internship, student exchange, field visit opportunities for students.

The institute takes active interest in promoting internship, student exchange, field visit opportunities for students.

37 responses



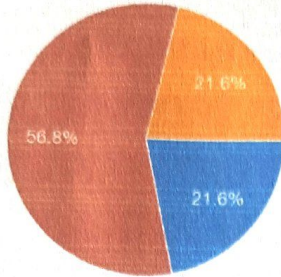
Response: 32.4% Students are very happy & saying that institute takes active interest in promoting internship, student exchange, field visit opportunities for us, 32.4% students are saying often about it, 18.9% students are saying sometimes. 10.5% are saying rare interest, 5.3% students disagree to this.

NAAC	YEAR-2022-2023
Criterion <u>1</u>	
Sub-Criterion <u>1.4.1</u>	
Proof format <u>PdF</u>	
Revision <u>DVY - R1</u>	
 Dr. Sudhir Chavan (Principal)	

12. Teachers encourage you to participate in extracurricular activities.

Teachers encourage you to participate in extracurricular activities.

37 responses



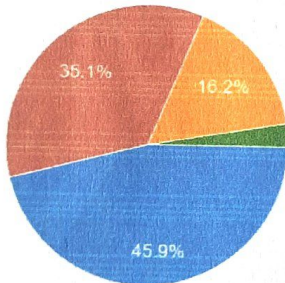
- Strongly agree
- Agree
- Neutral
- Disagree
- Strongly disagree

Response: 21.6% Students are very happy & strongly agreeing to say that teachers encourage them to participate in extracurricular activities, 56.8% students are agreeing about it, 21.6% students are neutral.

13. What percentage of teachers use ICT tools such as LCD projector, Multimedia, etc. while teaching.



What percentage of teachers use ICT tools such as LCD projector, Multimedia, etc. while teaching.

37 responses



- Above 90%
- 70 - 89%
- 50 - 69%
- 30 - 49%
- Below 29%

Response: 45.9% Students are very happy & says that above 90% teachers use ICT tools such as LCD projector, Multimedia, etc. while teaching, 35.1% students says 70-89%, 16.2% students says 50-69%, 2.6% students say 30-49% teachers use ICT tools such as LCD projector, Multimedia, etc. while teaching.

NAAC	YEAR-2022-2023
Criterion <u>1</u>	
Sub-Criterion <u>1.4.1</u>	
Proof format <u>Paf</u>	
Revision <u>DVV - R1</u>	
 Dr. Sudhir Chavan (Principal)	

SINHGAD TECHNICAL EDUCATION SOCIETY'S
SMT. KASHIBAI NAVALE COLLEGE OF ARCHITECTURE

S. No. 10/part1, Ambegaon (BK), Pune 41 Phone: 020-24351438, ext.876.




Sinhgad Institutes

SR. NO.	STUDENT'S FEEDBACK QUESTION	IN PERCENTAGE (%)				
		VERY GOOD	GOOD	SATSFACTIOARY	POOR	TOTAL
01	Does the syllabus cover adequate activities base on Hands on Experience?	16.2	45.9	35.1	1.8	100
02	Does the syllabus help to develop presentation skills adequately?	24.3	40.5	35.1	00	100
03	Does the syllabus give adequate field experience?	18.9	45.9	27	8.1	100
04	Does the syllabus cover adequate activities base on Hands on Experience?	24.3	43.2	32.4	00	100
05	Does the syllabus give adequate building services knowledge?	18.9	43.2	29.7	8.1	100
06	How well did the teachers prepare for the classes?	35.1	51.4	10.8	1.7	100
07	How well were the teachers able to communicate?	64.9	21.6	10.8	1.7	100
08	Was your performance in assignments discussed with you?	37.8	51.4	9.0	1.8	100
09	The institute takes active interest in promoting internship, student exchange, field visit opportunities for students.	32.4	32.4	18.9	16.3	100
10	Teachers encourage you to participate in extracurricular activities.	21.6	56.8	21.6	00	100
11	What percentage of teachers use ICT tools such as LCD projector, Multimedia, etc. while teaching.	45.9	35.1	18.2	0.8	100
	TOTAL	340.3	467.4	248.6	40.3	1100
	AVERAGE PERCENTAGE	30.94	42.49	22.60	3.66	100

Conclusion-

Overall, 30.94% students have given VERY GOOD and 42.49% GOOD feedback on Overall Performance of the Institute and 22.60% Students are SATISFIED with the performance 3.66% teachers are giving poor feedback.

NAAC	YEAR-2022-2023
Criterion <u>1</u>	
Sub-Criterion <u>1.A.1</u>	
Proof format <u>Pdf</u>	
Revision <u>DVV - R1</u>	
 Dr. Siddhar Chavan (Principal)	