



### 1.4.1

Institution obtain feedback on the Overall Performance of the institution from the following stakeholders –

1. Students
2. Teachers
3. Employers
4. Alumni

## F. SUMMERY & CONCLUSION

<b>NAAC</b>	<b>YEAR-2022-23</b>
Criterion <u>1</u>	
Sub-Criterion <u>1.4.1</u>	
Proof format <u>pdf</u>	
Revision <u>DVV - R1</u>	
 Dr. Sudhir Chavan (Principal)	



### SUMMERY

NOS	OVERALL FEEDBACK (Average)	PERCENTAGE %				
		VERY GOOD	GOOD	SATISFACTORY	POOR	TOTAL
1	Students	30.94	42.49	22.60	3.66	100
2	Teachers	13.32	60.04	22.20	4.44	100
3	Alumni	32.69	26.56	34.70	6.13	100
4	Employer	2.86	54.76	35.70	6.66	100
	<b>Total Average</b>	<b>19.95</b>	<b>45.96</b>	<b>28.80</b>	<b>5.22</b>	<b>100</b>

### CONCLUSION

- Overall, 73.43% **Students** had given very good & Good Feedback on overall performance of the B. Arch. & 22.60% students are satisfied with the overall performance of the institute.
- Overall, 73.36% **Teachers** had given very good & Good Feedback on overall performance of the B. Arch. & 22.20% teachers are satisfied with the overall performance of the institute.
- Overall, 59.25% **Alumni** had given very good & Good Feedback on overall performance of the B. Arch. & 34.70% Alumni are satisfied with the overall performance of the institute.
- Overall, 57.62% **Employer** had given very good & Good Feedback on overall performance of the B. Arch. & 35.70% Alumni are satisfied with the overall performance of the institute & 6.66% said it can be improved in communication skills.

NAAC

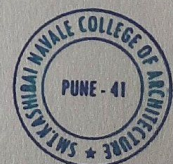
YEAR-2022-2023

Criterion 1

Sub-Criterion 1.4.1

Proof format pdf

Revision DyV R1



  
Dr. Sudhir Chavan (Principal)